

Electrical Properties	
Frequency Range	2.4~7.125GHZ
Impedance	50 Ω
V.S.W.R.	≤2.0
Radiation	Omni
Gain	3dbi
Polarization	Vertical
Mechanical Properties	
Whip	TPEE
Standard Connector	SMA(Male)
Weight	- g(est)
Operating Temp	-40°~ +80°

NO	Name	Material	Finish	QTY	Raw Material Manufacturer Name
1	TOP	TPEE	BLACK	1	RUNSHUN
2	BASE	PC+PBT	BLACK	1	RUNSHUN
3	Antenna	BRASS		2	RUNSHUN
4	CABLE	RG1.78	Brown	1	
5	Connector	BRASS C3604	NI	1	RUNSHUN
6	Connector cover	POM	BLACK	1	RUNSHUN
7	PIN针	BRASS C3600	GOLD 2U"	1	RUNSHUN
8	绝缘PTFE	PTFE		1	RUNSHUN
9					

<b>THIRD ANGLE PROJECTION</b>  Tolerance .X ±0.1 .XX ±0.05 .x ±1°	DRAWN BY	li	MATERIAL:		PART NO:	D107.W3.0.999
	CHECKED BY		FINISH:	BLACK	TITLE:	D107 WIFI6E Antenna
	APPROVED BY	King	UNIT:	mm		
	DATE:	20.12.22	SCALE:	1/1		

**RUNSHUN**  
 Dongguan Run Shun/www.rsantenna.com

Trc1 — S11 dB Mag 10 dB/ Ref 0 dB Cal

1



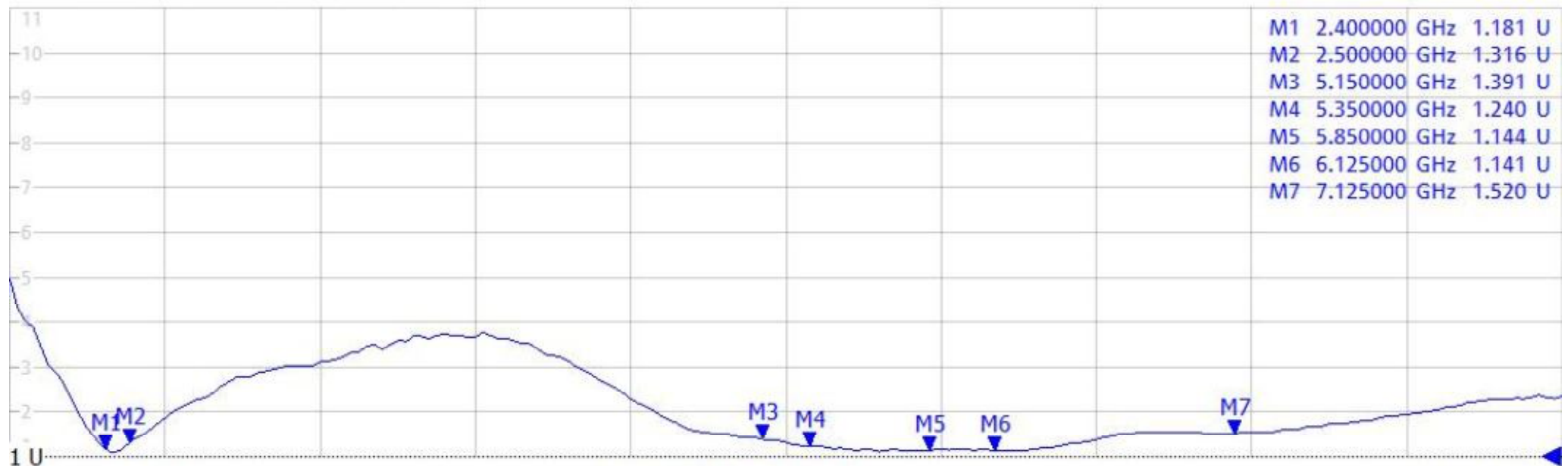
Ch1 Start 2 GHz

Pwr -10 dBm Bw 10 kHz

Stop 8.5 GHz

Trc2 — S11 SWR 1 U/ Ref 1 U Cal

2



Ch1 Start 2 GHz

Pwr -10 dBm Bw 10 kHz


Stop 8.5 GHz

# Efficiency

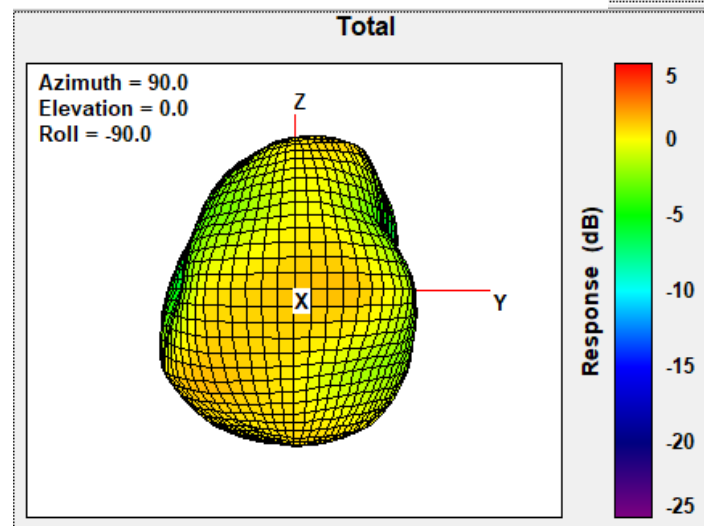
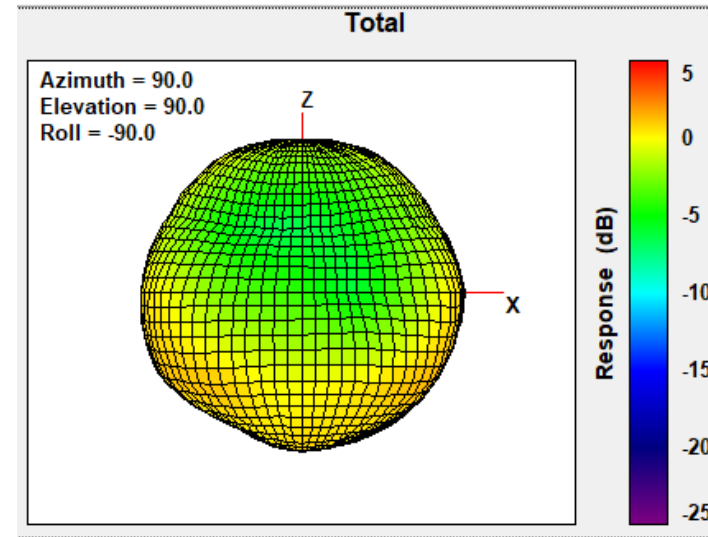
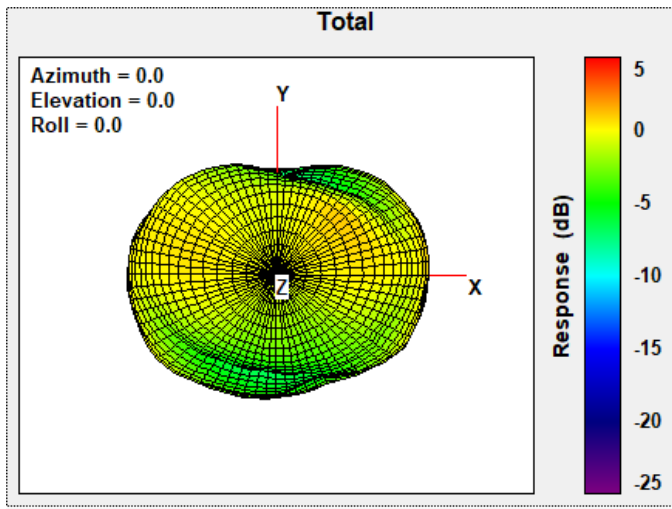
Frequency (MHz)	2400	2410	2420	2430	2440	2450	2460	2470	2480	2490	2500
Efficiency (dB)	-1.01797	-0.8698	-0.75789	-0.66521	-0.68134	-0.5939	-0.51138	-0.59684	-0.62193	-0.64193	-0.8095
Efficiency (%)	79.1048	81.8503	83.9867	85.7984	85.4804	87.2187	88.8919	87.1597	86.6578	86.2594	82.9947
Gain (dBi)	1.503	1.72891	1.99951	2.16064	2.14696	2.19428	2.28793	2.20682	2.11559	2.25842	1.97803

Frequency (MHz)	5150	5250	5350	5450	5550	5650	5750	5850	5950
Efficiency (dB)	-0.45986	-0.69598	-0.27182	-0.32581	-0.54844	-0.57927	-0.64098	-0.60538	-1.13259
Efficiency (%)	89.9528	85.1926	93.933	92.7725	88.1366	87.5131	86.2784	86.9885	77.0443
Gain (dBi)	3.64189	3.00719	2.93452	3.02689	2.6763	2.23979	2.72063	2.74083	2.34471

Frequency (MHz)	6050	6150	6250	6350	6450	6550	6650	6750	6850	6950	7050	7150
Efficiency (dB)	-0.16056	-1.36026	-0.61182	-0.365	-0.311	-0.234	-0.368	-0.20093	-1.43204	-1.7579	-1.98791	-1.71079
Efficiency (%)	96.3704	73.1095	86.8596	91.93905	93.08935	94.75453	91.87556	95.4788	71.9111	66.713	63.2717	67.4405
Gain (dBi)	3.27593	2.01694	3.54144	3.57191	4.38537	4.32786	3.40278	3.85656	2.58752	2.52415	2.50943	3.15348



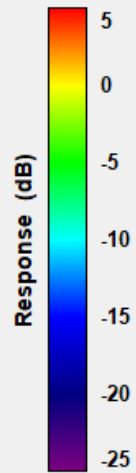
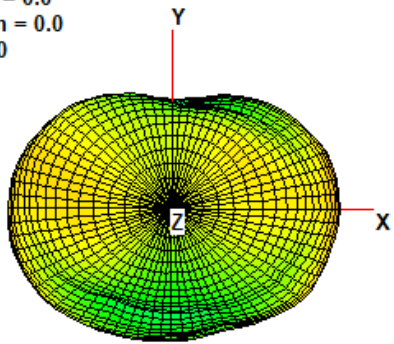
# 3D 2400 MHz



# 3D 2450 MHz

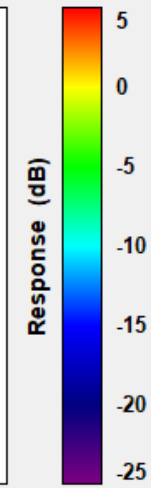
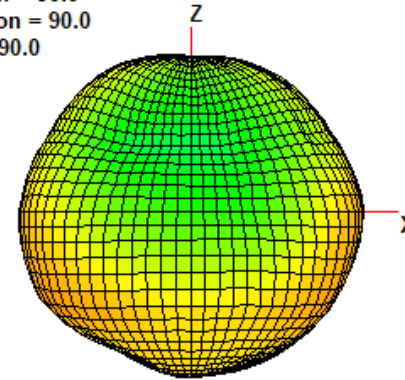
Total

Azimuth = 0.0  
Elevation = 0.0  
Roll = 0.0



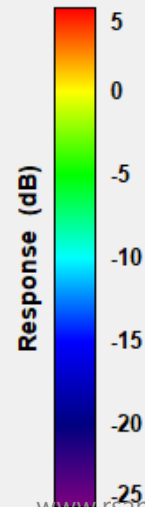
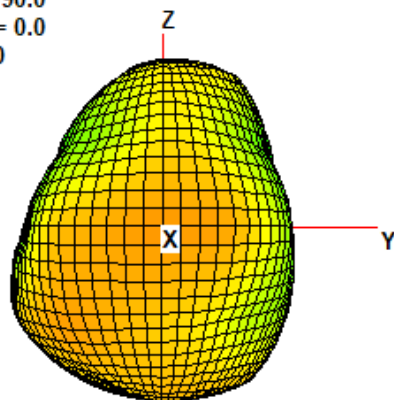
Total

Azimuth = 90.0  
Elevation = 90.0  
Roll = -90.0

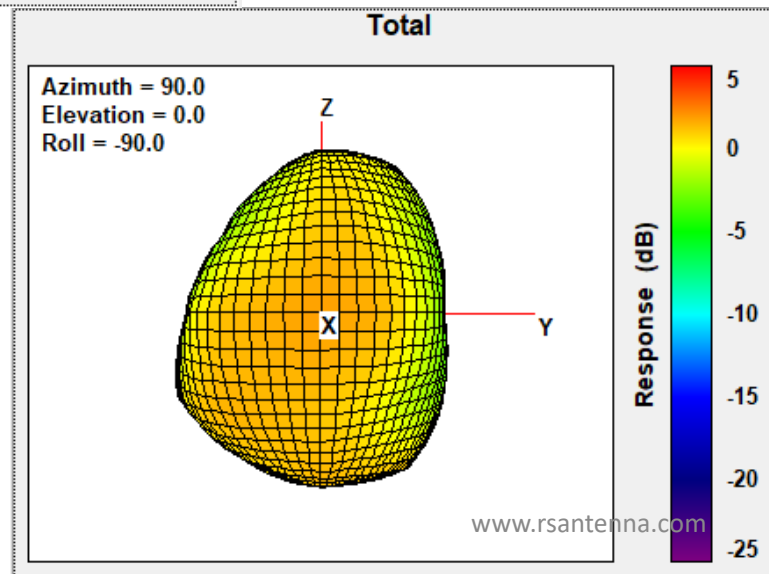
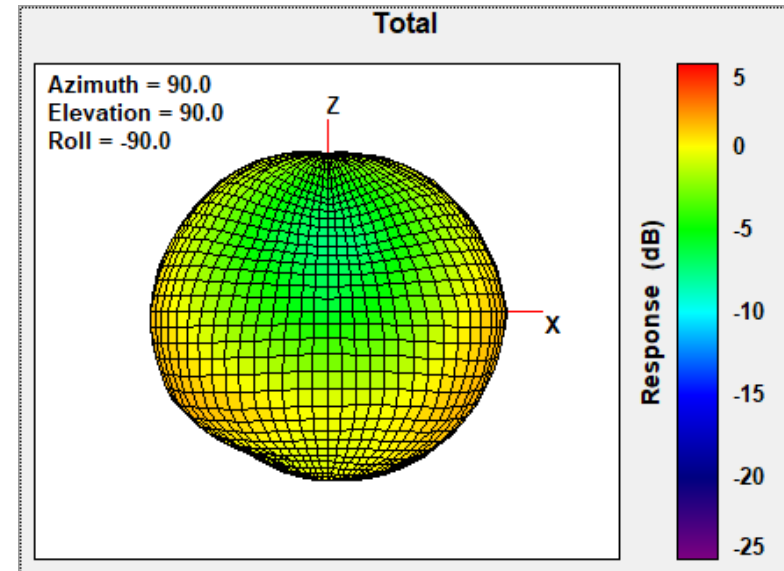
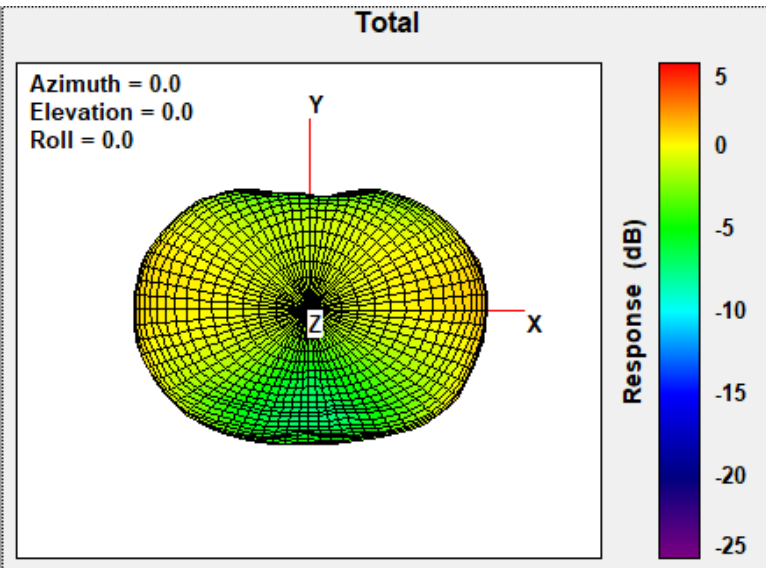


Total

Azimuth = 90.0  
Elevation = 0.0  
Roll = -90.0



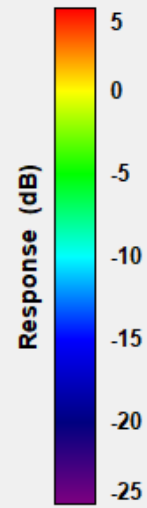
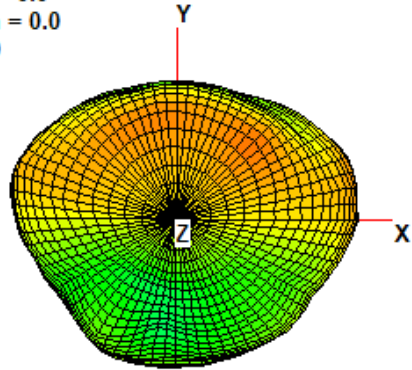
# 3D 2500 MHz



# 3D 5150 MHz

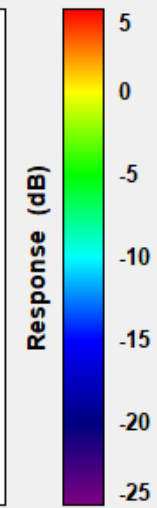
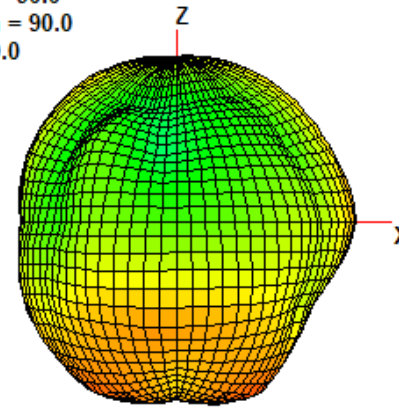
Total

Azimuth = 0.0  
Elevation = 0.0  
Roll = 0.0



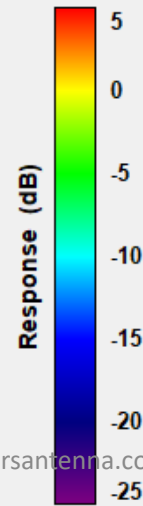
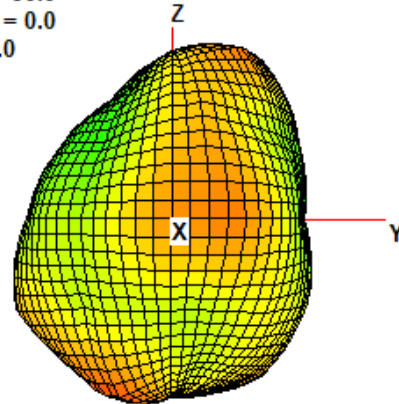
Total

Azimuth = 90.0  
Elevation = 90.0  
Roll = -90.0



Total

Azimuth = 90.0  
Elevation = 0.0  
Roll = -90.0

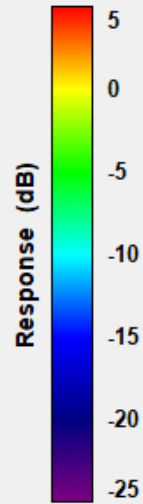
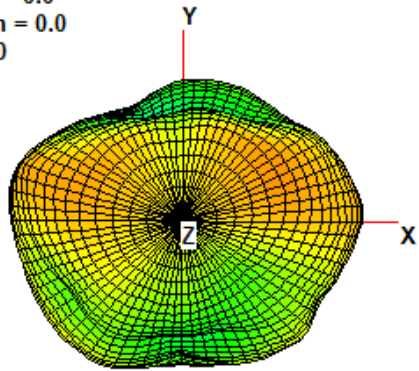




# 3D 5550 MHz

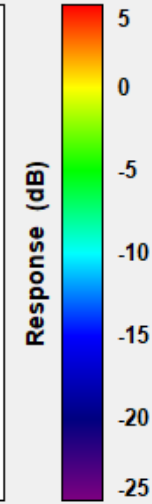
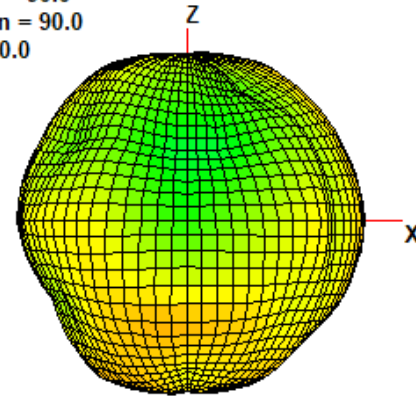
Total

Azimuth = 0.0  
Elevation = 0.0  
Roll = 0.0



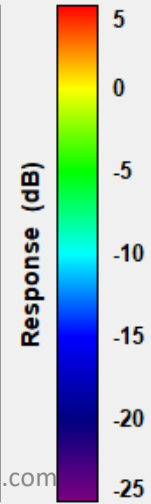
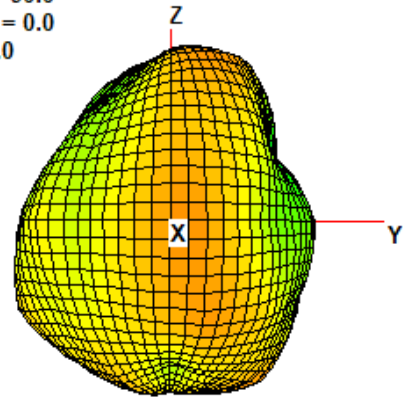
Total

Azimuth = 90.0  
Elevation = 90.0  
Roll = -90.0



Total

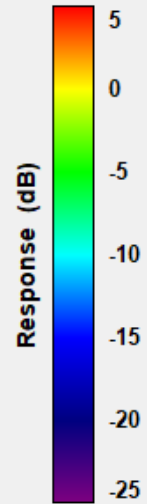
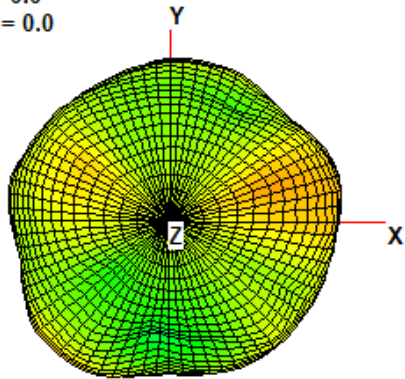
Azimuth = 90.0  
Elevation = 0.0  
Roll = -90.0



# 3D 5850 MHz

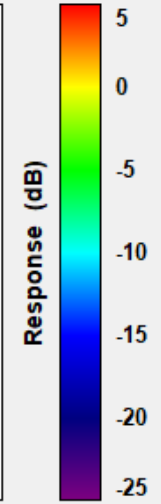
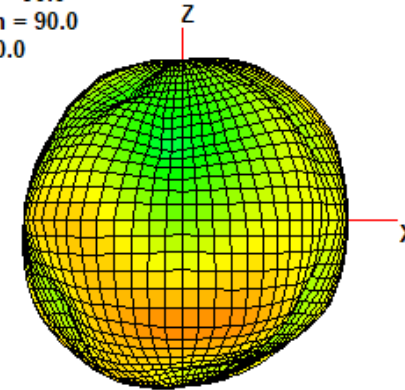
Total

Azimuth = 0.0  
Elevation = 0.0  
Roll = 0.0



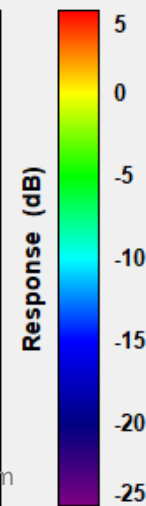
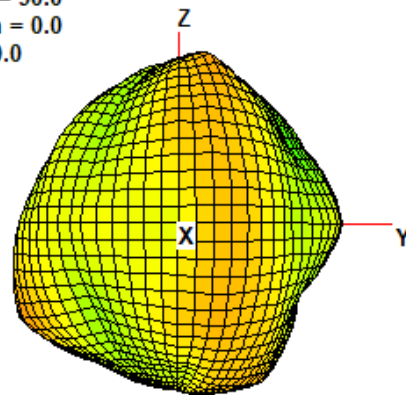
Total

Azimuth = 90.0  
Elevation = 90.0  
Roll = -90.0

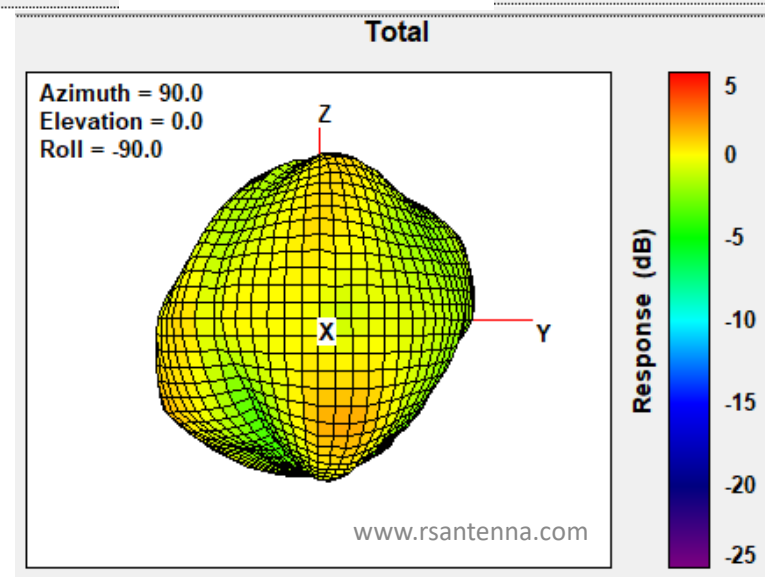
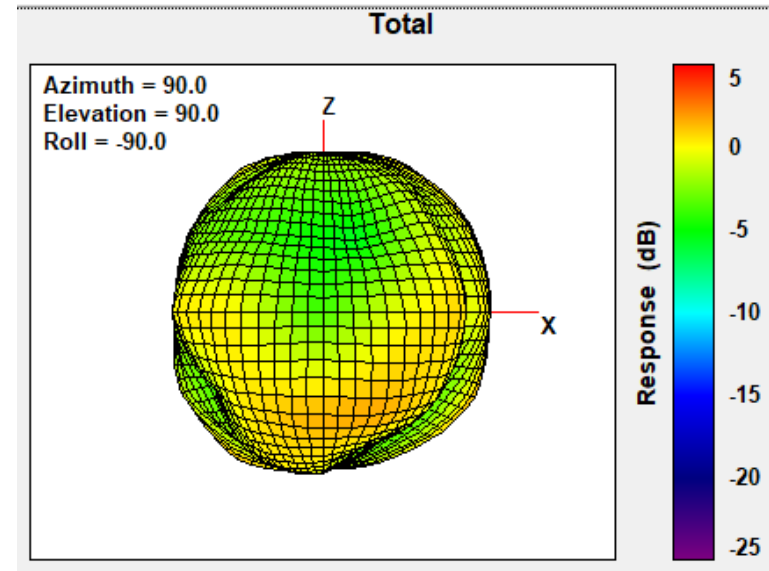
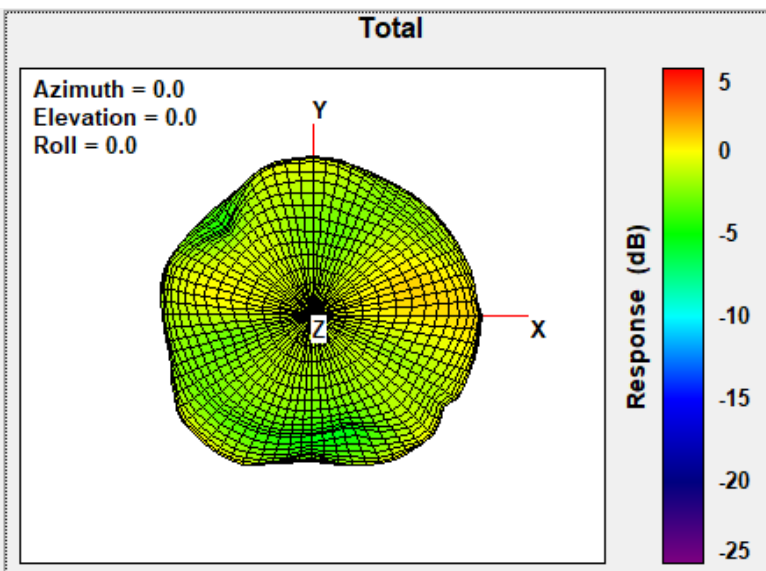


Total

Azimuth = 90.0  
Elevation = 0.0  
Roll = -90.0

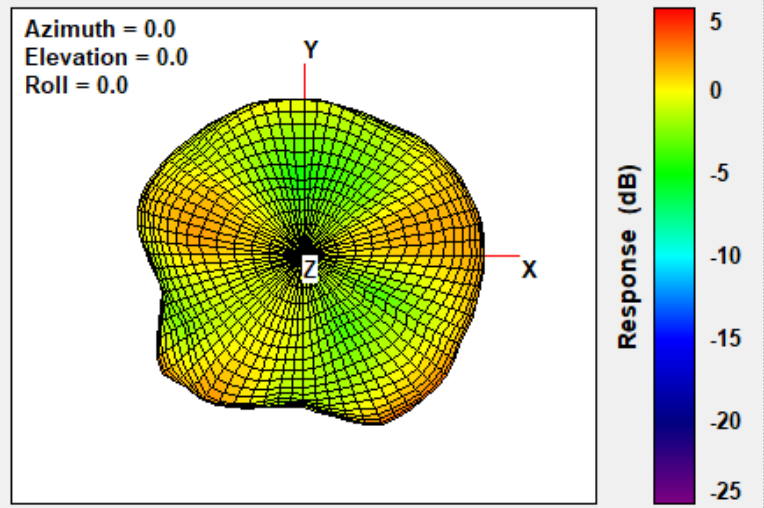


# 3D 6150 MHz

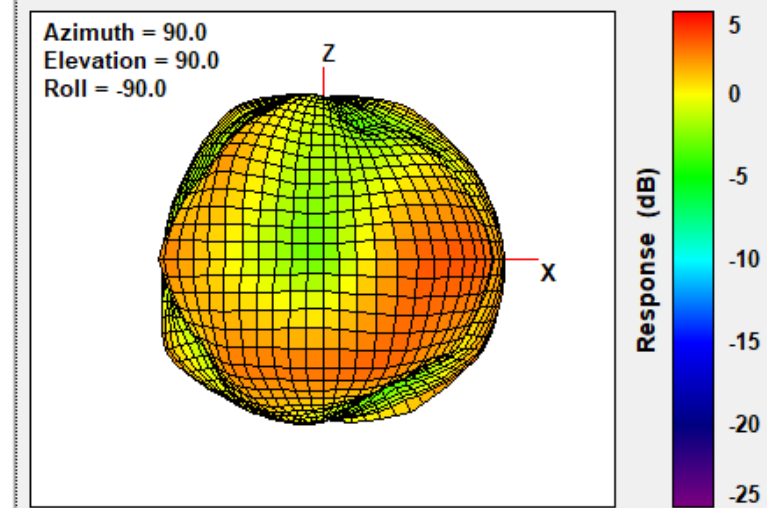


# 3D 6350 MHz

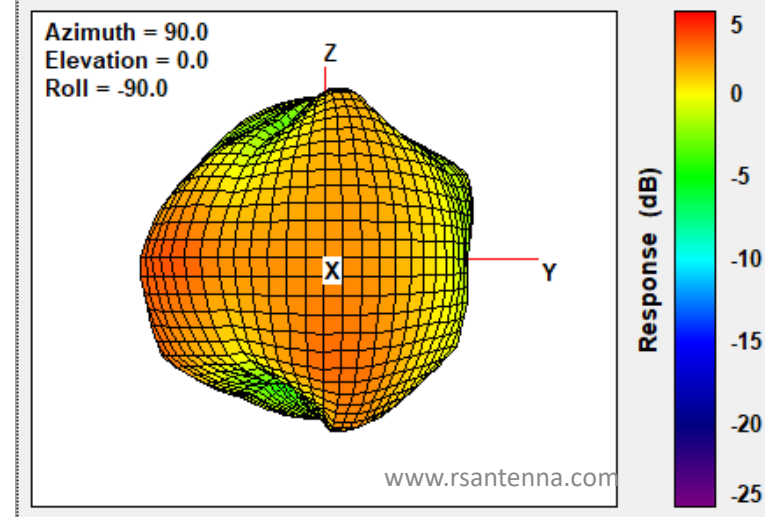
Total



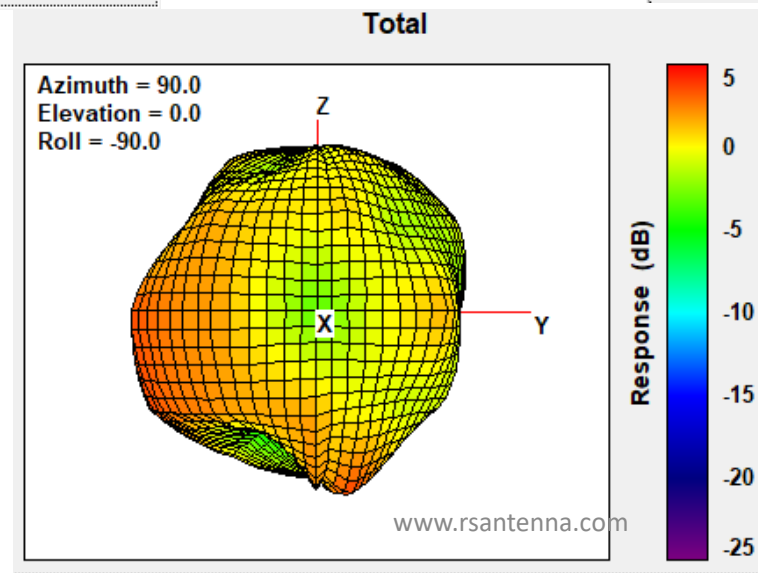
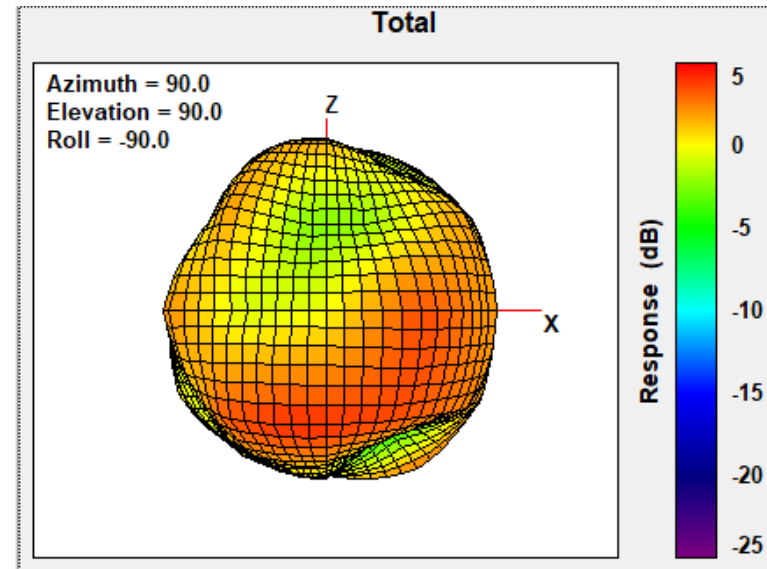
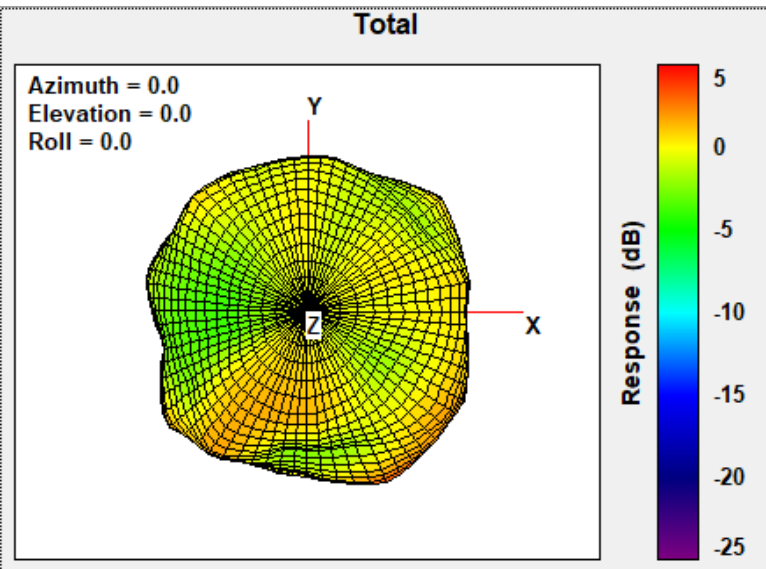
Total



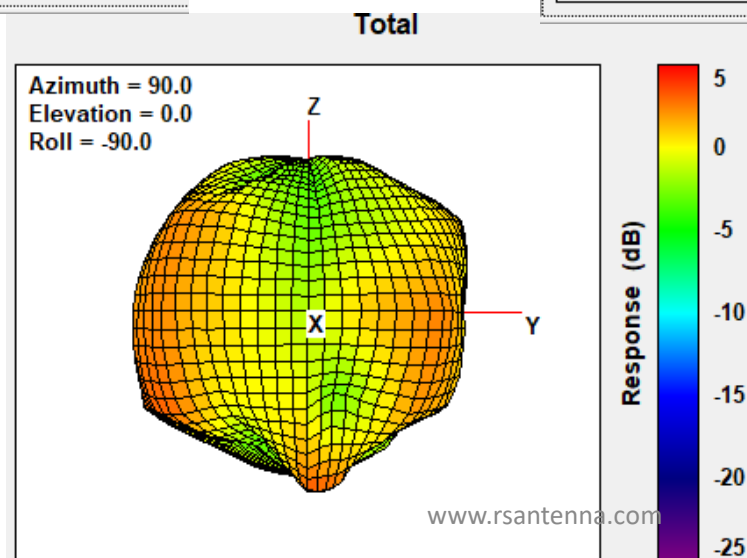
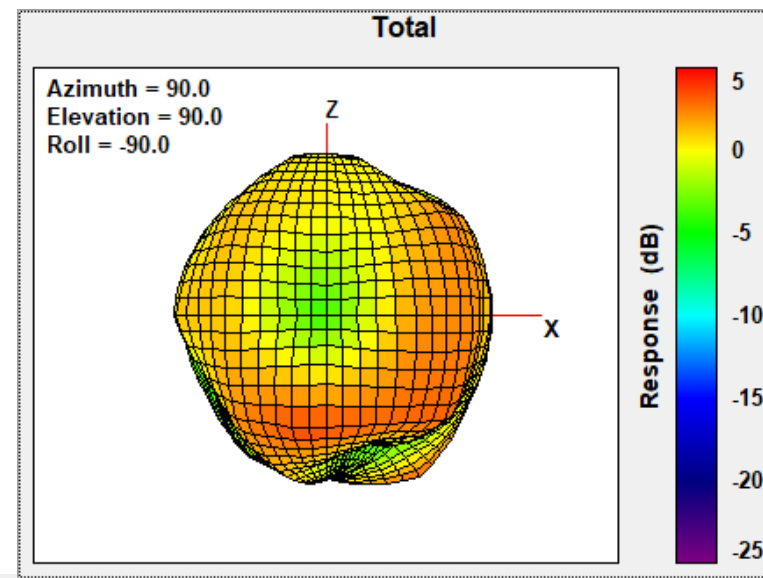
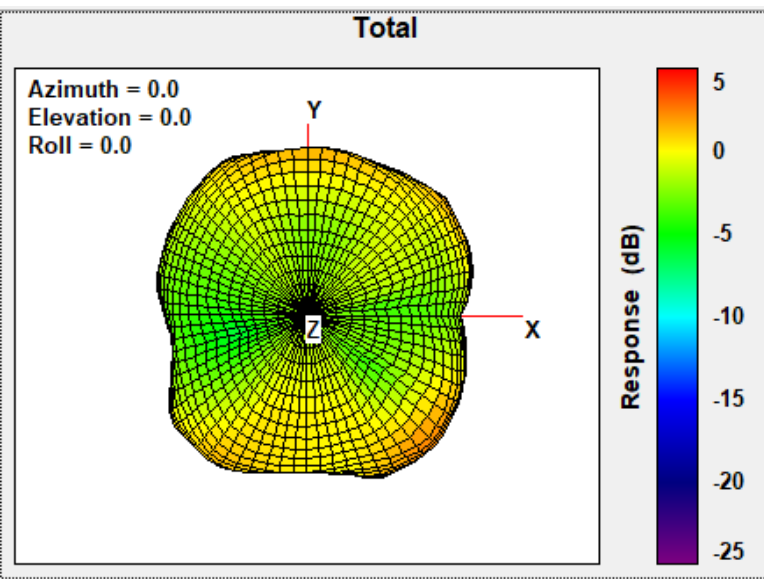
Total



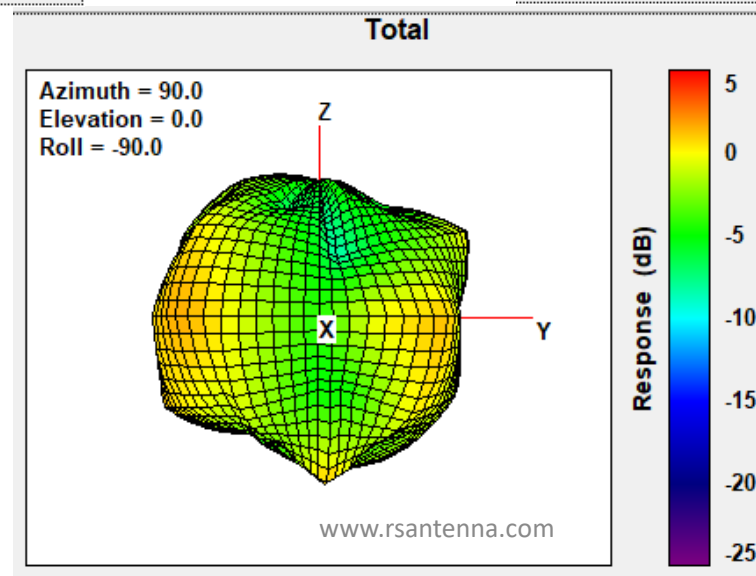
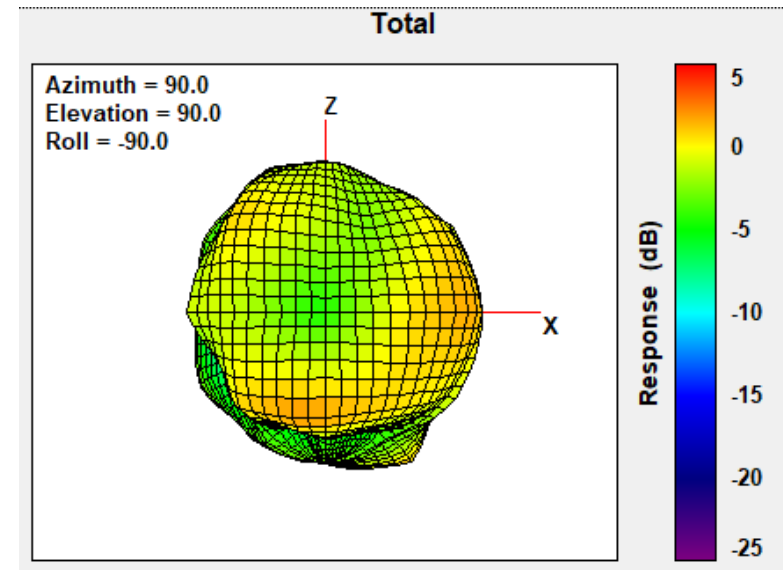
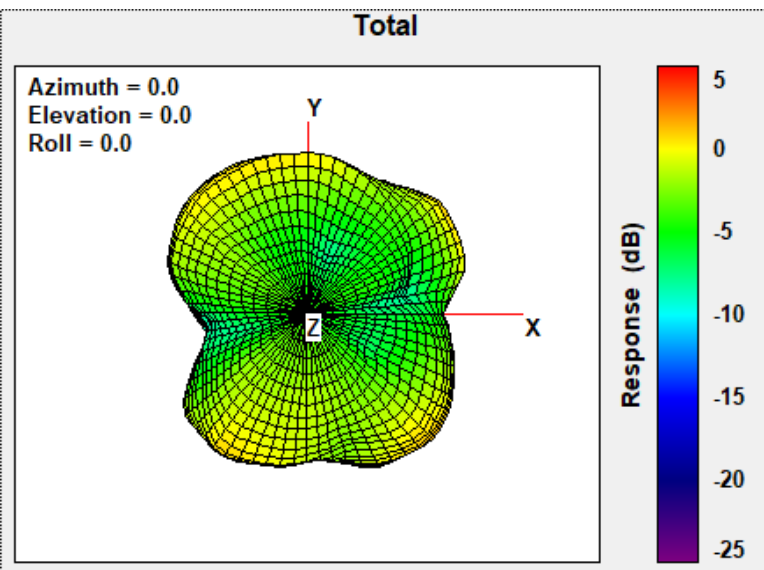
# 3D 6550 MHz



# 3D 6750 MHz



# 3D 6950 MHz



# 3D 7150 MHz

